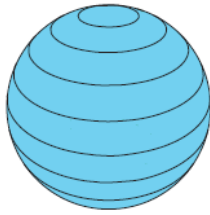
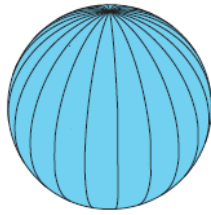


#

Name

Class work:

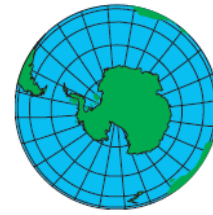
A




B



C



D



Find It



Homework: In the blanks below, write the name of the continent, country and season you would be experiencing if you were standing at each of the following coordinates.

Step 1 Use the large world map in an atlas to find the continent.

Now because of our "fat little fingers" go onto Step 2.

Step 2 Find the specific continent map in your atlas and locate the coordinates again.

Step 3 The Southern Hemisphere's current season is opposite of the Northern Hemisphere's current season.

	Coordinate	Continent	Country	Current Season
1	45° N, 0°			
2	30° S, 31° E			
3	30° S, 150° E			
4	40° N, 4° W			
5	45° N, 76° W			
6	60° N, 75° E			
7	36° N, 140° E			
8	30° S, 60° W			
9	15° N, 121° E			
10	45° N, 105° E			
11	21° N, 158° W			
12	15° S, 75° W			
13	52° N, 0°			
14	30° N, 30° E			
15	33° S, 71° W			